

Format of holding of specified securities

1. Name of Listed Entity: THE COCHIN MALABAR ESTATES AND INDUSTRIES LTD. (CIN:L01132WB1991PLC)
2. Scrip Code 508571 Name of Scrip -, - Class of Security Equity
3. Share Holding Pattern Filed under : Reg. 31(1)(a)/Reg. 31(1)(b)/Reg. 31(1)(c)
 - a. If under 31 (1)(b) then indicate the report for Quarter ending: 31/12/2022
 - b. If under 31(1)(c) then indicate date of allotment/extinguishment

4. **Declaration** : The Listed entity is required to submit the following declaration to the extent of submission of information:-

	Particulars	Yes*	No*
1	Whether the Listed Entity has issued any partly paid up shares?		No
2	Whether the Listed Entity has issued any Convertible Securities or Warrants?		No
3	Whether the Listed Entity has any shares against which depository receipts are issued?		No
4	Whether the Listed Entity has any shares in Locked-in?		No
5	Whether any shares held by promoters are pledge or otherwise encumbered?		No
6	Whether company has equity shares with differential voting rights?		No
7	Whether the Listed Entity has any significant beneficial owner?	Yes	

* If the Listed Entity selects the option 'No' for the questions above, the column for the partly paid up shares, Outstanding Convertible Securities/Warrants, depository receipts, locked-in shares, No of shares pledged or otherwise encumbered by promoters, as applicable, shall not be displayed at the time of dissemination on the Stock Exchange website. Also wherever there is 'No' declared by Listed Entity in above table the values will be considered as 'Zero' by default on submission of the format of holding of specified securities.

5. The tabular format for disclosure of holding of specified securities is as follows:-



THE COCHIN MALALAR ESTATES AND INDUSTRIES LTD.
Table I - Summary Statement holding of specified securities as on 31/12/2022

Table 1 - Summary Statement holding of specified securities as on 31/12/2022																		
Category (I)	Category of shareholder (II)	Nos. of shareholders (III)	No. of fully paid up equity shares held (IV)	No. of Partly paid-up equity shares held (V)	No. of shares underlying Depository Receipts (VI)	Total nos. shares held (VII)=(IV)+(V)+(VI)	Shareholding as a % of total no. of shares (calculated as per SCRR, 1957) (VIII) As a % of (A+B+C2)	Number of Voting Rights held in each class of securities (IX)				No of shares Underlying outstanding convertible securities (including Warrants) (X)	Shareholding as a % assuming full conversion of convertible securities (as a percentage of diluted share capital) (XI)=(VII)+(X) As a % of (A+B+C2)	Number of Locked in shares (XII)		Number of shares pledged or otherwise encumbered (XIII)		Number of equity shares held in dematerialized form (XIV)
								No of Voting Rights			Total as a % of (A+B+C)			No. (a)	As a % of total shares held (b)	No. (a)	As a % of total shares held (b)	
								Class eg: x	Class eg: y	Total								
(A)	Promoter & Promoter group	10	1111359	0	0	1111359	62.7210	1111359	0	1111359	62.7210	0	62.7210	0	0.0000	0	0.0000	1111359
(B)	Public	1656	660549	0	0	660549	37.2790	660549	0	660549	37.2790	0	37.2790	0	0.0000	NA		518771
(C)	Non Promoter - Non Public														NA			
(C1)	Shares underlying DRs						NA								NA			
(C2)	Shares held by Employee Trusts														NA			
	Total	1666	1771908	0	0	1771908	100.0000	1771908	0	1771908	100.0000	0	100.0000	0				1630130



Table II - Statement Showing shareholding pattern of the Promoter and Promoter Group as on 31/12/2022

Statement showing shareholding pattern of the Promoter and Promoter Group as on 31/12/2022																						
(1)	Category & Name of the Shareholders (I)	Entity type i.e. promoter OR promoter group entity (except promoter)	PAN (II)	Nos. of shareholders (III)	No. of fully paid up equity shares held (IV)	Partly paid-up equity shares held (V)	Nos. of shares underlying Depository Receipts (VI)	Total nos. shares held (VII)=(IV)+(V)+(VI)	Shareholding % calculated as per SCRR, 1957) As a % of (A+B+C2) (VIII)	Number of Voting Rights held in each class of securities (IX)				No of shares Underlying outstanding convertible securities (as a percentage of diluted share capital) (X)	Shareholding as a % assuming full conversion of convertible securities (as a percentage of diluted share capital) (XI)=(VII)+(X) As a % of A+B+C2)	Number of Locked in shares (XII)		Number of shares pledged or otherwise encumbered (XIII)		Number of equity shares held in dematerialized form (XIV)		
										No of Voting Rights			Total as a % of Total Voting rights					No. (a)	As a % of total shares held (b)		No. (a)	As a % of total shares held (b)
										Class x	Class y	Total										
(a)	Individuals/Hindu undivided Family			6	124615	0	0	124615	7.0328	124615	0	124615	7.0328	0	7.0328	0	0.0000	0	0.0000	124615		
	HEMANT KUMAR BANGUR HUF	Promoter Group	AABHH9906B	1	92396	0	0	92396	5.2145	92396	0	92396	5.2145	0	5.2145	0	0.0000	0	0.0000	92396		
	HEMANT BANGUR	Promoter	ADEPB7059D	1	29719	0	0	29719	1.6772	29719	0	29719	1.6772	0	1.6772	0	0.0000	0	0.0000	29719		
	PUSHPA DEVI BANGUR	Promoter Group	ADAPB2153Q	1	1000	0	0	1000	0.0564	1000	0	1000	0.0564	0	0.0564	0	0.0000	0	0.0000	1000		
	GOPAL DAS BANGUR HUF	Promoter Group	AABHG9448P	1	500	0	0	500	0.0282	500	0	500	0.0282	0	0.0282	0	0.0000	0	0.0000	500		
	VINITA BANGUR	Promoter Group	AAPPR4217B	1	500	0	0	500	0.0282	500	0	500	0.0282	0	0.0282	0	0.0000	0	0.0000	500		
	PRANOV BANGUR	Promoter Group	AMNPB1593J	1	500	0	0	500	0.0282	500	0	500	0.0282	0	0.0282	0	0.0000	0	0.0000	500		
(b)	Central Government/State Government(s)													0	0.0000	0	0.0000	0	0.0000	0		
(c)	Financial Institutions/Banks													0	0.0000	0	0.0000	0	0.0000	0		
(d)	Any Other (specify)													0	0.0000	0	0.0000	0	0.0000	0		
	Bodies Corporate			4	986744	0	0	986744	55.6882	986744	0	986744	55.6882	0	55.6882	0	0.0000	0	0.0000	986744		
	JOONKTOLLEE TEA AND INDUSTRIES LTD.	Promoter Group	AAACJ6577G	1	437294	0	0	437294	24.6793	437294	0	437294	24.6793	0	24.6793	0	0.0000	0	0.0000	437294		
	THE ORIENTAL COMPANY LIMITED	Promoter Group	AABCT5144N	1	323447	0	0	323447	18.2542	323447	0	323447	18.2542	0	18.2542	0	0.0000	0	0.0000	323447		
	MADHAV TRADING CORPORATION LIMITED	Promoter Group	AACCM7754N	1	127064	0	0	127064	7.1710	127064	0	127064	7.1710	0	7.1710	0	0.0000	0	0.0000	127064		
	GLOSTER LIMITED	Promoter Group	AABCK4197J	1	98939	0	0	98939	5.5838	98939	0	98939	5.5838	0	5.5838	0	0.0000	0	0.0000	98939		
	Sub Total			10	1111359	0	0	1111359	62.7210	1111359	0	1111359	62.7210	0	62.7210	0	0.0000	0	0.0000	1111359		
(2)	Foreign																					
(a)	Individuals (Non-Resident Individuals/Foreign Individuals)													0	0.0000	0	0.0000	0	0.0000	0		
(b)	Government													0	0.0000	0	0.0000	0	0.0000	0		
(c)	Institutions													0	0.0000	0	0.0000	0	0.0000	0		
(d)	Foreign Portfolio Investor													0	0.0000	0	0.0000	0	0.0000	0		
(e)	Any Other (specify)													0	0.0000	0	0.0000	0	0.0000	0		
	Sub Total			0	0	0	0	0	0.0000	0	0	0	0.0000	0	0.0000	0	0.0000	0	0.0000	0		
	Total Shareholding of Promoter and Promoter Group (A)=(1)+(A)(2)			10	1111359	0	0	1111359	62.7210	1111359	0	1111359	62.7210	0	62.7210	0	0.0000	0	0.0000	1111359		



THE COLHIN MALABAR ESTATES AND INDUSTRIES LTD.

Table III - Statement Showing shareholding pattern of the Public shareholder as on 31/12/2022

Table III - Statement Showing shareholding pattern of the Public shareholder as on 31/12/2022																							
	Category & Name of the Shareholders (I)	PAN (II)	Nos. of shareholders (III)	No. of fully paid up equity shares held (IV)	Partly paid up equity shares held (V)	Nos. of shares underlying Depository Receipts (VI)	Total nos. shares held (VII)=(IV)+(V)+(VI)	Shareholding % calculated as per SCRR, 1957) As a % of (A+B+C2) (VIII)	Number of Voting Rights held in each class of securities (IX)				No of shares Underlying outstanding convertible securities (including Warrants) (X)	Total Shareholding as a % assuming full conversion of convertible securities (as a percentage of diluted share capital) (XI)=(VII)+(X) As a % of A+B+C2)	Number of Locked in shares (XII)		Number of shares pledged or otherwise encumbered (XIII)		Number of equity shares held in dematerialized form (XIV)	Sub-categorization of shares (XV) Shareholding (No of shares) under			
									No of Voting Rights			Total as a % of Total Voting rights			Number of Locked in shares (XII)		As a % of total shares held (b)	No. (Not applicable) (a)		As a % of total shares held (Not applicable) (b)	Sub-Category (i)	Sub-Category (ii)	Sub-Category (iii)
									Class x	Class y	Total				No. (a)	As a % of total shares held (b)							
(1)	Institutions (Domestic)																						
(a)	Mutual Funds																						
(b)	Venture Capital Funds																						
(c)	Alternate Investment Funds																						
(d)	Banks		6	5724	0	0	5724	0.3230	5724	0	5724	0.3230	0	0.3230	0	0.0000	NA		0	0	0	0	
(e)	Insurance Companies		2	313988	0	0	313988	17.7203	313988	0	313988	17.7203	0	17.7203	0	0.0000	NA		313988	0	0	0	
	LIFE INSURANCE CORPORATION OF INDIA	AAACL0582H	1	297126	0	0	297126	16.7687	297126	0	297126	16.7687	0	16.7687	0	0.0000	NA		297126	0	0	0	
(f)	Provident Funds / Pension Funds																						
(g)	Asset Reconstruction Companies																						
(h)	Sovereign Wealth Funds																						
(i)	NBFCs Registered with RBI																						
(j)	Other Financial Institutions																						
(k)	Any Other (specify)																						
	Sub Total		8	319712	0	0	319712	18.0434	319712	0	319712	18.0434	0	18.0434	0	0.0000	NA		313988	0	0	0	
(2)	Institutions (Foreign)																						
(a)	Foreign Direct Investment																						
(b)	Foreign Venture Capital Investors																						
(c)	Sovereign Wealth Funds																						
(d)	Foreign Portfolio Investors Category I																						
(e)	Foreign Portfolio Investors Category II																						
(f)	Overseas Depositories (holding DRs) (balancing figure)																						
(g)	Any Other (specify)																						
	Sub Total		0	0	0	0	0	0.0000	0	0	0	0.0000	0	0.0000	0	0.0000	NA		0	0	0	0	
(3)	Central Government / State Government(s)																						
(a)	Central Government / President of India																						
(b)	State Government / Governor																						
(c)	Shareholding by Companies or Bodies Corporate where Central/State Government is a promoter																						
(4)	Sub Total Non-Institutions Associate Companies / Subsidiaries		0	0	0	0	0	0.0000	0	0	0	0.0000	0	0.0000	0	0.0000	NA		0	0	0	0	

Maheshwari Data Analytics Pvt. Ltd.
KOLKATA





Table III - Statement Showing shareholding pattern of the Public shareholder as on 31/12/2022

	Category & Name of the Shareholders (I)	PAN (II)	Nos. of shareholders (III)	No. of fully paid up equity shares held (IV)	Partly paid up equity shares held (V)	Nos. of shares underlying Depository Receipts (VI)	Total nos. shares held (VII)=(IV)+(V)+(VI)	Shareholding % calculated as per SCRR, 1957) As a % of (A+B+C2) (VIII)	Number of Voting Rights held in each class of securities (IX)				No of shares Underlying outstanding convertible securities (including Warrants) (X)	Total Shareholding as a % assuming full conversion of convertible securities (as a percentage of diluted share capital) (XI)=(VII)+(X) As a % of A+B+C2)	Number of Locked in shares (XII)		Number of shares pledged or otherwise encumbered (XIII)		Number of equity shares held in dematerialized form (XIV)	Sub-categorization of shares (XV)		
									No of Voting Rights			Total as a % of Total Voting rights			No. (a)		As a % of total shares held (b)			Shareholding (No of shares) under		
									Class x	Class y	Total				No. (a)	As a % of total shares held (b)	No. (Not applicable) (a)	As a % of total shares held (Not applicable) (b)		Sub-Category (i)	Sub-Category (ii)	Sub-Category (iii)
(b)	Directors and their relatives (excluding independent directors and nominee directors)		1	100	0	0	100	0.0056	100	0	100	0.0056	0	0.0056	0	0.0000	NA		100	0	0	0
(c)	Key Managerial Personnel																					
(d)	Relatives of Promoters (other than immediate relatives of promoters disclosed under Promoter and Promoter Group category)																					
(e)	Trusts where any person belonging to Promoter and Promoter Group category is trustee, beneficiary or author of the trust																					
(f)	Investor Education and Protection Fund Authority																					
(g)	Resident Individuals holding nominal share capital upto Rs.2 lakhs		1577	270472	0	0	270472	15.2644	270472	0	270472	15.2644	0	15.2644	0	0.0000	NA		145089	0	0	0
	MANJU GAGGAR	AGHPG4408M	1	18071	0	0	18071	1.0199	18071	0	18071	1.0199	0	1.0199	0	0.0000	NA		18071	0	0	0
(h)	Resident Individuals holding nominal share capital in excess of Rs.2 lakhs		2	53209	0	0	53209	3.0029	53209	0	53209	3.0029	0	3.0029	0	0.0000	NA		53209	0	0	0
	HITESH RAMJI JAVERI	AABPJ4691H	1	30209	0	0	30209	1.7049	30209	0	30209	1.7049	0	1.7049	0	0.0000	NA		30209	0	0	0
	HARSHA HITESH JAVERI	AAEPJ7739F	1	23000	0	0	23000	1.2980	23000	0	23000	1.2980	0	1.2980	0	0.0000	NA		23000	0	0	0
(i)	Non Resident Indians (NRIs)		27	5548	0	0	5548	0.3131	5548	0	5548	0.3131	0	0.3131	0	0.0000	NA		1005	0	0	0
(j)	Foreign National																					
(k)	Foreign Company / OCB																					
(l)	Bodies Corporate		22	7109	0	0	7109	0.4012	7109	0	7109	0.4012	0	0.4012	0	0.0000	NA		981	0	0	0
(m)	Any Other (specify)																					
	Resident Individual (HUF)		17	4377	0	0	4377	0.2470	4377	0	4377	0.2470	0	0.2470	0	0.0000	NA		4377	0	0	0
	Clearing Member		2	22	0	0	22	0.0012	22	0	22	0.0012	0	0.0012	0	0.0000	NA		22	0	0	0
	Sub Total		1648	340837	0	0	340837	19.2356	340837	0	340837	19.2356	0	19.2356	0	0.0000	NA		204783	0	0	0
	Total Public Shareholding (B)=(B)(1)+(B)(2)+(B)(3)		1656	660549	0	0	660549	37.2790	660549	0	660549	37.2790	0	37.2790	0	0.0000	NA		518771	0	0	0
Details of the shareholders acting as persons in Concert																						
Sl No	Name	PAN	Shares																			
	NIL																					




THE COCHIN MALABAR ESTATES AND INDUSTRIES LTD.

Table IV - Statement Showing shareholding pattern of the Non Promoter - Non Public shareholder as on 31/12/2022

	Category & Name of the Shareholders (I)	PAN (II)	No of shareholders (III)	No. of fully paid up equity shares held (IV)	Partly paid-up equity shares held (V)	Nos. of shares underlying Depository Receipts (VI)	Total nos. shares held (VII)=(IV) + (V)+(VI)	Shareholding % calculated as per SCRR, 1957) As a % of (A+B+C2) (VIII)	Number of Voting Rights held in each class of securities (IX)				No of shares Underlying outstanding convertible securities (including Warrants) (X)	Total Shareholding as a % assuming full conversion of convertible securities (as a percentage of diluted share capital) (XI)=(VII)+(X) As a % of A+B+C2)	Number of Locked in shares (XII)		Number of shares pledged or otherwise encumbered (XIII)		Number of equity shares held in dematerialized form (XIV)
									No of Voting Rights			Total as a % of Total Voting rights			No. (a)	As a % of total shares held (b)	No. (Not applicable) (a)	As a % of total shares held (Not applicable) (b)	
									Class x	Class y	Total								
(1)	Custodian / DR Holder																		
(2)	Employee Benefit Trust/Employee Welfare Trust under SEBI (Share based Employee Benefits and Sweat Equity) Regulations, 2021																		
	Total Non Promoter - Non Public Shareholding (C)=(C)(1)+(C)(2)			0	0	0	0	0.0000	0	0	0	0.0000	0	0.0000	0	0.0000	NA	NA	0



THE COCHIN MALABAR ESTATES AND INDUSTRIES LTD.												
Annexure												
Table V - Statement showing details of significant beneficial owners as on 31/12/2022												
	Details of the (SBO)			Details of the registered owner			Details of holding / exercise of right of the SBO in the reporting company, whether direct or indirect:					Date of creation / acquisition of significant beneficial interest
	(I)			(II)			Whether by virtue of: (III)					(IV)
Sr No	Name	PAN / Passport No. in case of a foreign national	Nationality	Name	PAN / Passport No. in case of a foreign national	Nationality	Shares (%)	Voting rights (%)	Rights on distributable dividend or any other distribution (%)	Exercise of control	Exercise of significant influence	
1	HEMANT BANGUR	ADEPB7059D	India	HEMANT BANGUR	ADEPB7059D	INDIAN	1.6772			NO	NO	03/12/2008
2	HEMANT BANGUR	ADEPB7059D	India	KUMAR BANGUR HUF	AABHH9906B	INDIAN	5.2145			NO	NO	03/12/2008
3	HEMANT BANGUR	ADEPB7059D	India	GOPAL DAS BANGUR HUF	AABHG9448P	INDIAN	0.0282			NO	NO	03/12/2008
	Total						6.9199	0.0000	0			



THE COCHIN MALABAR ESTATES AND INDUSTRIES LTD.
Table VI - Statement showing foreign ownership limits as on 31/12/2022

	Board approved limits	Limits utilized
As on shareholding date		0.3131
As on 30/09/2022		0.3134
As on 30/06/2022		0.3134
As on 31/03/2022		0.3134
As on 31/12/2021		0.3134



THE COCHIN MALABAR ESTATES AND INDUSTRIES LTD.							
Shareholding Summary as on 31/12/2022							
	As per Folio/Client Id					As per PAN	
Form	No of Records	% to Total Records	No of Shares	% to Total Shares		No of Records	No of Shares
PHYSICAL	838	47.8584	141778	8.0014		833	141778
NSDL	463	26.4420	1487933	83.9735		435	1487933
CDSL	450	25.6996	142197	8.0251		431	142197
TOTAL	1751	100.0000	1771908	100.0000		1699	1771908

